


MACC January 2011 NEWSLETTER



CONTENTS

General Information.....	3
Board Information.....	3
Monthly Meeting Agenda.....	3
October 2010 Meeting Minutes.....	3
Calendar of Upcoming Events.....	4
President's Column.....	5
	6
Tech Stuff.....	7
Project Cars.....	11
Sponsor Opportunities.....	12
Mid America Chevelle Club Apparel.....	15

January 2011 MACC Newsletter



General Information

The club is a not-for-profit Kansas corporation, dedicated to the preservation and enjoyment of all Chevelles and El Caminos. Ownership of a Chevelle or associated vehicle is not required. Club newsletters which include minutes of meetings, upcoming events, and technical articles are also found on club's website and are forwarded to members. Business meetings are convened on the last Thursday of each month, with the possible exceptions of November and December, for the purpose of discussing and planning future club events. The meetings begin at 7:00 p.m., at Superior Chevrolet, 8300 Shawnee Mission Parkway, Merriam, Kansas unless otherwise noted in the newsletter or on the club's website.

Members may advertise vehicles/parts for sale, trade, or wanted in the newsletter for no charge. Call the editor (Mike Stites) at 913/485-7368 or email at

Michael.stites@sbcglobal.net

Board Information

(2010-2011 term)

Chair:	Roger Verstraete	(913) 207-3374
Co-Chair:	Ed Smoot	(913) 636-2002
At-Large:	Danny McKarnin	(620) 363-1005
Secretary:	Debra Gragg	(913) 782-8776
Treasurer:	Eugene Hallouer	(913) 248-0288
Newsletter Editor:	Mike Stites	(913) 485-7368
Social Events:	Rocky & Shari Hill	(913) 915-1231

Monthly Meeting Agenda

Monthly meetings are held the fourth Thursday of each month at 7:00 p.m., at Superior Chevrolet, 8300 Shawnee Mission Parkway, Merriam, Kansas.

1. Call to Order
2. Introductions
3. Reports/Discussion
 - a. Upcoming Events
 - b. Report of Treasurer
 - c. Additional Items
 - d. Car Talk
 - e. Comments/Suggestions
 - f. Adjournment
 - g. Dine out

October 2010 Meeting Minutes

Prior to beginning the meeting, those present viewed the prototype club 2011 calendars.

Meeting was called to order by Chair Roger Verstraete at 7:00 p.m. at Superior Chevrolet. Present were 21 persons. Also in attendance was one guest, Mike Richardson who indicated he is the owner of a 1970, maroon with white stripes --- however noted he owned the car in high school and sold it after six years. He since re-purchased the vehicle and is



January 2011 MACC Newsletter

currently working on restoration. Following his introduction, the remainder in attendance introduced themselves.

Meeting minutes for September were approved. Embroidered baseball-cap type club hats were distributed.

Members were reminded of upcoming events: namely, the November 7 tour of Boulevard Brewery with lunch prior at Hamburger Mary's and holiday dinner on December 4 at Frontera's. Everyone was also invited to continue the party at the Verstraete's following the dinner.

It was announced more information would be provided in regards to the 2011 calandars.

Sponsorship for the club for 2011 was discussed. It was suggested advertising in the newsletter could be equated to three (3) levels. The first level would be \$50.00 for business card ad; \$200 for placement on the car show fliers which would include vendor space and announcements at the show; and third for \$400.00 which would include use of logo and link to website. Chair Roger Verstraete will finalize then share information with membership.

Treasurer Eugene Hallouer reviewed the treasury report, which was accepted and noted the club has 52 active memberships. Prior to closing of the meeting, members viewed photos from the car show and recent events. Being no further business, the meeting adjourned at 7:55 p.m.

Submitted by: Debra S. Gragg, Secretary

Calendar of Upcoming Events

January 27th meeting will be held at Rocky and Shari Hill's home. In case you missed Rocky's email with the particulars see below:

Well it was bound to happen, another year has managed to slip through our grasp and a brand new year has sprung into action. We had a pretty good year last year, from museum tours, to winery and brewery runs to cruises we don't normally go to. 2011 has promise to be another fun and exciting year. If anyone has suggestions for cruises and events for the club, please let Shari know and we will check into the feasibility of making it an event for the club.

Beings this is the beginning of a brand new year we thought something different for our January meeting might be nice. Our first meeting of the year will be called the BYOSM meeting. For those who don't know what this is, it stands for Bring Your Own Soup Mug. It's cold outside and our cars are tucked away in the garage with the covers on them, we thought something a little different might be order, so the meeting will be held at our house. The address is 8005 Beverly Drive, Prairie Village Kansas 66208



January 2011 MACC Newsletter

Easy directions are, head east on 83rd from Metcalf to the second street past Lamar (Beverly), turn left or north and come to 8005, it is a grey house on the right.

Now your probably wondering why were calling this a Bring Your Own soup Mug meeting, well if you bring your own soup mug we will provide well...soup. We thought a little social gathering and a little food for our first meeting would be a good way to ease into the new car year.

The meeting will be held at the usual time, 7pm Thursday, January the 27th. If anyone has any questions, please call either me at 913-915-1231 or Shari at 816-516-8792 and we will answer any and all questions you might have on the when's, where's, and what time.

Should be fun. See you the 27th.

Rocky & Shari Hill

President's Column

Hello MACC members,

I hope you all had a nice holiday season. Mine was busy with family events and working on my car. Since Ed got started early on his car suspension and brakes, I felt like I needed to keep up with Smoot's and start working on my car project. It turned out to be a big project that led into many others, but don't they all?

The first thing I wanted to do was install a new gas tank and sending unit. The old one wasn't leaking or anything, I just felt it was a good time to upgrade it. I would have liked to have a nickel for every gallon of gas that has been run through it. Once I got the gas tank out, there was some rust on the trunk pan that needed attention. One coat of rust kill, one coat of primer, and two coats of flat black paint and it was taken care of. While I had it in the air, I thought I might as well put new control arms with polyurethane bushing in. To do this, I had to take the new exhaust system off that I installed last spring. While I was doing that I decided I might as well take off the bumper and install a new bumper pad since the old one fell off at the car show last fall. So, after ordering some new control arms from Mark at PMT Fabrication, I started looking at suspension packages for the old Chevelle. The next thing you know, I was ordering a new suspension package from Performance Suspension that "will make the old ride handle like a new Camaro," as the sales man said.

After opening up this can of worms, it has really turned into quite the project. When I finally got done taking everything off and fixing the rust, I started taking off the upper control arms. Man, if you want to have some real fun you have to try this. Laying on your back on a cold concrete floor and beating out a 40 year old bushing, "it doesn't get any better than this," or so I thought. Then I started beating in the new brass bushing and that was even harder! After spending a weekend replacing bushing I had to go back to work to rest up for the next great adventure, installing new upper and lower control arms.

I have got to admit that installing the upper and lower control arms was a little easier than taking out the old ones, but it was no piece of cake either. So, once I got the



January 2011 MACC Newsletter

new control arms in, I installed my new springs, shocks, and sway bar. I'm feeling quite proud of myself by now. I had reinstalled my exhaust system and I was about ready to put my new gas tank in. There was only one problem, no new hanger straps. So, when I went back to work Monday, I had to make some stainless steel hangers. That's one advantage of being a sheet metal worker. I installed the hangers and raised the new tank in place, and then the car was ready to go. I am still waiting on a slow boat from China to come in that has my bumper pad on it and now I'm about ready to start the front end. If everything goes okay with this, I will have some pictures next month.


Thanks to all of the members that gave me advice on how to do all of this kind of suspension work. Without your suggestions and advice, I would have to have someone do all this interesting work. If anyone needs some suspension work done, we have a new sponsor of the club that can do this type of work.

Roger

**SS Automotive**
Owner: Todd Stevenson
Phone: (620)365-8079













Complete Quality Auto Repair
Brakes * Computer Diagnosis
Remanufactured Engines * Transmissions
Dealer and Installer: Certified Transmissions and Jasper Engines

Hwy 54 * PO Box 185 * Gas, KS 66748



Tech Stuff

Maybe everyone has this issue on the radar, however, if you haven't heard about counterfeit fasteners the following tables might be of use the next time you head to the hardware store to pick up nuts and bolts for your project. Grade 8 fasteners are expensive and unscrupulous suppliers have figured out there is money to be made by counterfeiting a Grade 1 bolt as a Grade 8. The information provided below is publicly available at the following web address where the complete ANSI Standard can be downloaded:
<http://www.scribd.com/doc/8832563/ANSI-B1821>.

ANSI B18.2.1, Appendix III ASTM & SAE Grade Marking for Steel-Bolts and Screws		
Grade Marking	Specification	Material
 No Mark	SAE - Grade 1	Low or medium carbon steel
	ASTM - A307	Low carbon steel
	SAE - Grade 2	Low or medium carbon steel
	SAE - Grade 5	Medium carbon steel, Quenched and tempered
	ASTM - A 449	
	SAE - Grade 5.2	Low carbon martensite steel, Quenched and tempered
	ASTM - A 325 Type 1	Medium carbon steel, Quenched and tempered Radial dashes optional
	ASTM - A 325 Type 2	Low carbon martensite steel, Quenched and tempered
	ASTM - A 325 Type 3	Atmospheric corrosion (weathering) steel, Quenched and tempered
	ASTM - A 354 Grade BC	Alloy steel, Quenched and tempered
	SAE-Grade 7	Medium carbon alloy steel, Quenched and tempered Roll threaded after heat treatment
	SAE-Grade 8	Medium carbon alloy steel, Quenched and tempered
	ASTM - A 354 Grade BD	Alloy steel, Quenched and tempered
	SAE - Grade 8.2	Low carbon martensite steel, Quenched and tempered
	ASTM - A 490 Type 1	Alloy steel, Quenched and tempered
	ASTM - A 490 Type 3	Atmospheric corrosion (weathering) steel, Quenched and tempered

This table shows a list of Suspect/Counterfeit Headmarks.

Headmark List

All Grade 5 and Grade 8 Fasteners of Foreign Origin Which Do Not Bear Any Manufacturers' Headmarks:

Grade 5

Grade 8

Grade 5 Fasteners with the Following Manufacturers' Headmarks:

MARK

MANUFACTURER

MARK

MANUFACTURER

J

Jinn Her (TW)

KS

Kosaka Kogyo (JP)

Grade 8 Fasteners with the Following Manufacturers' Headmarks:

MARK

MANUFACTURER

MARK

MANUFACTURER

A

Asahi Mfg (JP)

KS

Kosaka Kogyo (JP)

NF

Nippon Fasteners (JP)

RT

Takai Ltd (JP)

H

Hinomoto Metal (JP)

FM

Fastener Co of Japan (JP)

M

Minamida Sleybo (JP)

KY

Kyohei Mfg (JP)

MS

Minato Kogyo (JP)

J

Jinn Her (TW)

Hollow Triangle

Infasco (CA TW JP YU) (Greater than 1/2 inch dia)

E

Dalei (JP)

UNY

Unytite (JP)

Grade 8.2 Fasteners with the Following Manufacturers' Headmarks:

MARK

MANUFACTURER

KS

Kosaka Kogyo (JP)

Grade A325 Fasteners (Bennet Denver Target Only) with the Following Headmarks:

MARK

MANUFACTURER

Type 1

A325 KS

Kosaka Kogyo (JP)

Type 2

Type 3


MECHANICAL ITEMS

SUSPECT STAINLESS STEEL FASTENER
HEADMARK LIST

Examples of stainless steel fasteners that have been upgraded from 18-8 to ASTM A320 or ASTM A193 Grade B8 after hand stamping. The last three examples show samples of fasteners to indicate conformance to two non-compatible standards, ASTM A193 and ASTM F 593C.

Any bolt on this list should be treated as defective without further testing and process in accordance with HNF-PRO-301. Note: This list was originally Published by DOE/EH-0196, Issue No. 97-6

If any of these fasteners are located, contact your facility S/CI Point of Contact (POC) for instructions. The POC list is on the Hanford Intranet at: <http://docs.rl.gov/han.info/hlanec/hlanec1.doc>. Scroll to the end of the document for the list.



SUSPECT/COUNTERFEIT ITEMS

33

Editor's Note

New Members: If you would like to write a short note and let the club know a little bit about you and your car please email me and I'll place the write up in the newsletter. Don't feel obligated, this is totally optional.

New member Mike Murchison provided the following information:

My name is Michael (Mike) Murchison. I am a divorced parent with 2 children and I live in Independence, MO. My kids went to school in the Olathe School district and graduated from Olathe East. I moved from Olathe, KS to Independence, Mo in 2005. My daughter Melissa is 27 and lives in Lenexa. She just graduated from KU with her major in Journalism. My son Matthew is my Hero. Matthew was KIA in Iraq on August 4, 2007. That single event really changed my life forever. I am very involved with Gold Star Events for our Fallen soldiers.

My car is the one I purchased when I was a senior in high school. I owned the car until 1976. I still have the window sticker, bill of sale when I first bought it, and have the owners manual with the plate that has my name on it. Why I kept some of these things I don't know. I traded it off in 1976 for a 1976 Olds Cutlass Supreme. I got \$1500.00 for it as a trade in. I was able to buy the car back in 1995 from the person who bought it from the dealership I traded it into. It sat in my garage in pieces for 11 yrs. In 2006, I began having it restored. First, we did a frame off and powder coated the frame. The engine was overhauled and set back to as close to stock as possible which was 350 hp. The closest we got was about 375 hp. I didn't want to get it back to the original condition it was in when I first bought the car in 1970, but to the way I had it when I drove it. It came with the Cowl Induction, has headers, Cragar SS Wheels, and a retro AM-FM Radio. The interior has been completely redone. I have the original AM 8 Track that was in it, but didn't think it would be feasible to use any more. I still have a few things to complete before it is done. The Cowl Induction is not functional yet. I have to put the pieces back together. I have enclosed a couple of pictures of the car. My other car is a GMC Caballaro which is GMC equivalent of a El Camino. I have owned it for about two years. It has 46,000 miles on it and is all original as far as I can tell.



Project Cars

If you have a project you're working on and don't mind or would like to share the progress with the club please contact me and I can either pay you a visit and get some photos or send me some photos and a description and I'll place the information in the newsletter.

Mike



Mid-America Chevelle Club

Application for Membership

New or Renewal _____ Member No. _____
Name _____ Date _____
Spouse _____ Phone _____
Address _____ City _____
State _____ Zip Code _____ E-Mail _____
Vehicle Model, if applicable: _____
Signature _____

Membership dues are \$25.00 per year, per family. Make checks payable to Mid-America Chevelle Club and send to Mid-America Chevelle Club % Eugene Hallouer, 12318 W. 61st Street, Shawnee, KS 66216



Sponsor Opportunities



Dedicated to the preservation and enjoyment of all stock, modified and custom 1964 - 1987 Chevelles, El Caminos & Sprints

Current Sponsors:



[The American Chevelle Enthusiasts Society - \(A.C.E.S.\)](#)

[Superior Chevrolet Performance Center](#)

8300 Shawnee Mission Pkwy.

Merriam, KS 66202

Phone: 913-384-1550

Fax: 913-789-1009

If you know of a business with a potential interest in sponsoring the annual ACES Regional please forward the following information to the owner:

CONTACT US @ <http://macc.chevelles.net>

[10th Annual ACES-Mid-America Regional Car Show](#)
[September 23 & 24, 2011 Olathe, KS](#)



MID-AMERICA CHEVELLE CLUB ADVERTISING SCHEDULE

Level 1: “**Bronze**” Business card sized ad in our monthly newsletter and on our club web site under advertiser/sponsor. \$ 50.00

Level 2: “**Silver**” Business card ads in our monthly newsletter and link to your web site, on our web page. \$150.00 Sponsorship. (This sponsorship works best for out of town vendors that would want to advertise with our club and direct club members to their website.

Level 3: “**Gold**” Sponsor of the car show. We will put your company name and web contact, and phone numbers on all show fliers. We will have the Show DJ announce your company name and your company’s line of products at the car show. Gold Level entitles you to 1 vendors spot at the show. If you provide product literature, we will include your literature/catalog in our show participant show information bags etc. and your Business cards ad will be included in our monthly newsletter \$250.00 Sponsorship (each additional vendor space \$25.00)

Level 4: “**Platinum**” Sponsor of the club. We will put your logo and email and link to your web site on our web page. Have their logo on everything we do. Run a newsletter article on your business. Plus level 2 and 4. Entitles you to 3 vendor show spaces total instead of 1. \$400.00 (each additional vendor space \$25.00)

Vendor space normal day of show price: \$50.00/space. (Each vendor space consists of one parking space approx size: 10’ x 20’.)



January 2011 MACC Newsletter

NAME OF
BUSINESS_____

STREET_____

CITY_____

STATE_____ZIP_____

PHONE_____FAX_____

EMAIL_____

WEB ADDRESS_____

LEVEL OF ADVERTISING

- ☐ LEVEL # 1 \$50.00
- ☐ LEVEL # 2 \$150.00
- ☐ LEVEL # 3 \$250.00
- ☐ LEVEL# 4 \$400.00

AD RUNS UNTIL FEBURARY 1st. 2012

For more information contact:

Roger Verstraete rogerss396@yahoo.com 913-207-3374

Ed Smoot edsmoot@azmobilerv.com 913-636-2002

Mail to:
Roger Verstraete
20711 W 67st.
Shawnee KS. 66218

Please include your logo, art work, business card and any information you want to put in the ad.



Mid America Chevelle Club Apparel

Blue Generation polo shirts with left chest embroidery

Sizes small-extra large	men's BG-7203	\$22.50
-------------------------	---------------	---------

women's BG-6203	\$22.50
-----------------	---------

Add \$2.00 for 2XL Add \$ 3.00 for 3XL

Blue Generation twill short sleeve shirt with left chest embroidery

Sizes small-extra large	men's BG-7217s	\$29.00
-------------------------	----------------	---------

women's BG-6217s	\$29.00
------------------	---------

Add \$2.00 for 2XL Add \$3.00 for 3 XL

Colors: yellow, white, tan, royal blue, red, burgundy, black, lt.blue, navy, hunter green

Hanes Beefy T 6.1oz T shirt with left chest embroidery

Sizes small-extra large \$12.00

Add \$2.00 for 2XL Add \$3.00 for 3XL

Colors: White, Navy, Red

AWS jacket (no hood) with left chest embroidery

Sizes small-extra large \$ 40.00

Add \$ 2.00 for 2XL Add \$3.00 for 3 XL

Colors: black, red, navy, royal, silver, white, lt. maroon

Portsmouth Hooded Jacket #9720 with left chest embroidery

Sizes: small-extra large \$40.00

Add \$ 2.00 for 2XL Add \$3.00 for 3 XL

Colors: royal, blue, black, maroon, forest, red, navy

Hats – Club logo on front

One size fits all	\$11.00
-------------------	---------

Add \$3.00 for name added to back of the hat

Colors: black, red, blue, white



January 2011 MACC Newsletter

Item Description	Item #	Size	Quantity	Color	Price S-XL	Price 2XL	Price 3XL	Total
Men's Blue Generation Polo Shirt	BG-7203				\$22.50	\$24.50	\$25.50	
Women's Blue Generation Polo Shirt	BG-6203				\$22.50	\$24.50	\$25.50	
Men's Blue Generation short sleeve twill shirt	BG-7217				\$29.00	\$31.00	\$32.00	
Women's Blue Generation short sleeve twill shirt	BG-6217				\$29.00	\$31.00	\$32.00	
Hanes T-Shirt					\$12.00	\$14.00	\$15.00	
AWS Jacket (no hood)	861				\$40.00	\$42.00	\$43.00	
Portsmouth Hooded Jacket	9720				\$40.00	\$42.00	\$43.00	
Hat					\$11.00			
Hat with name added					\$14.00			
Total								

- All apparel must be paid for at the time of order
- Shipping is available-call for shipping costs
- All orders must be in by the first of the month for orders to be ready by the next meeting.
- All checks made out to: **Mid America Chevelle Club**
- If ordering by mail, send to:
Roger Verstraete (913-207-3374)
20711 West 67th Street
Shawnee, KS 66218

Name_____

E-mail Address_____

Phone Number_____

